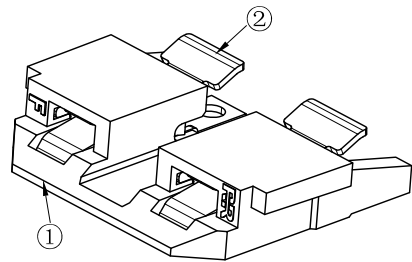
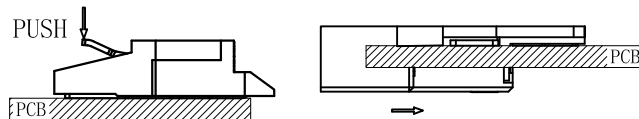
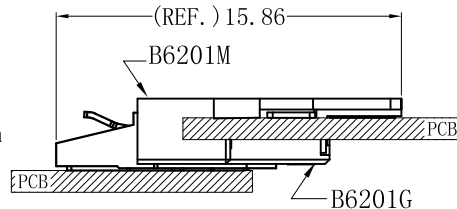
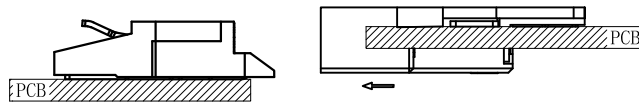


RoHS Compliant



- 注:
1. 建议严格按照推荐焊盘尺寸开PCB板。
  2. 如不能按照推荐尺寸开PCB板, 则在使用时产品与PCB板保留安全距离0.30mm



MATING VIEW  
SCALE 1:2

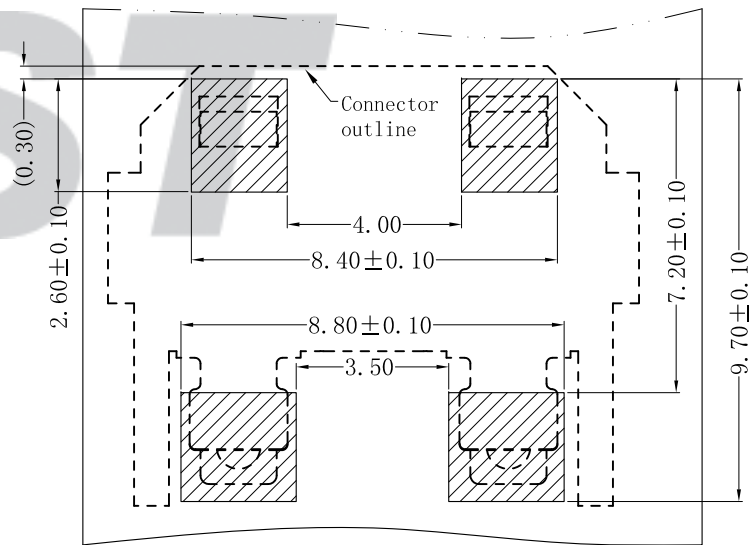
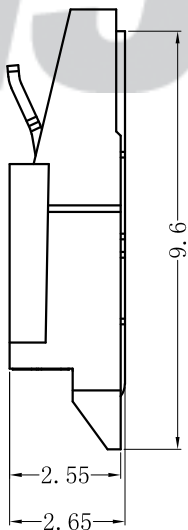
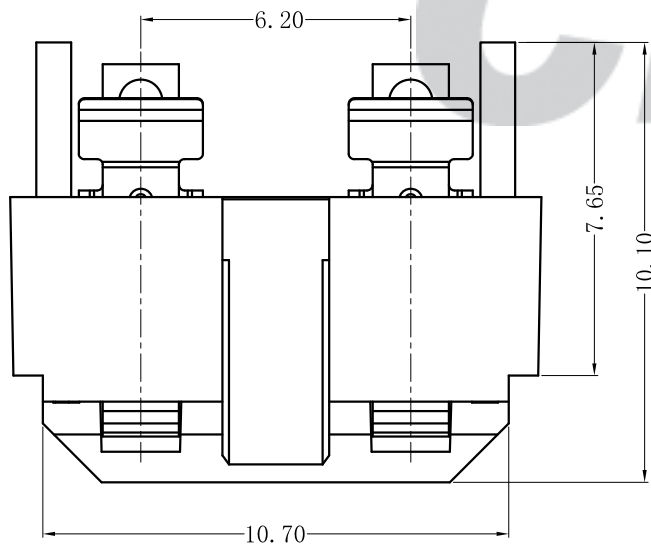
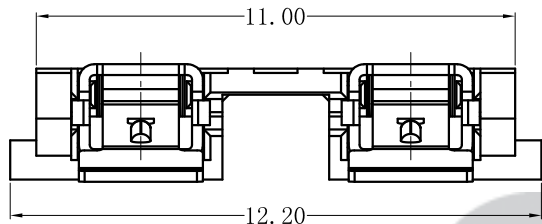
SPECIFICATION

- 1 Contact resistance:  $\leq 30m\Omega$
- 2 Insulation resistance:  $\geq 1000M\Omega$
- 3 Rated voltage: 400 V AC DC
- 4 Rated current: 2 A AC DC
- 5 Withstand Voltage: 1800V AC/minute
- 6 Temperature Range:  $-25^{\circ}C \sim +85^{\circ}C$

ORDER INFORMATION:

**B6201M-02-D2BA-R**

PART No.		PACKAGING:
No. OF CIRCUITS:	02	R=Reel
PLASTIC MATERIAL:	D2B=PA9T (Blue)	PLATING:
		A=Tin-plated



SUGGESTED PCB LAYOUT  
(COMPONENT SIDE)

专利产品

Tolerance X.X $\pm 0.30$ X.XX $\pm 0.20$ X.XXX $\pm 0.10$ Angle $\pm 3.0^{\circ}$	<b>CNJST 捷仕泰企业</b>	Drawn: 王丽君 2022. 12. 15
	Model No.: B6201M-02-D2BA-R	Checked: 吴丹平
	Model Name: 6.20mm pitch BTB FEMALE SMT	Approved: 林旭芝
UNIT: mm		SCALE: FULL REVISION: C/0
		DWG NO. CNJST/GCCP-0573

C/O	2022. 12. 15	统一标准 更新模板	王丽君	②	Contacts	2	Phosphor Bronze	Tin-plated
REV.	DATE	DESCRIPTION	APPD.	①	Insulator	1	PA9T (UL94V-0)	Blue
1	2	3	4	5	6	7	8	9