

RoHS Compliant

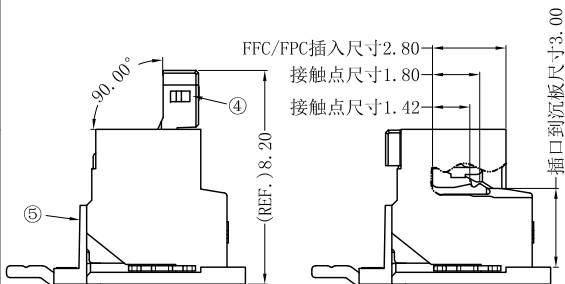
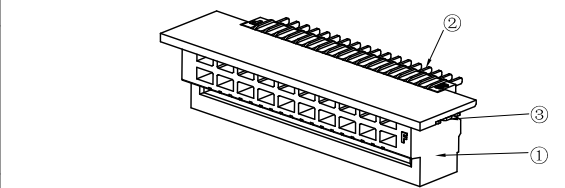
ORDER INFORMATION:

FA1003AWR-\*\*-F2MB-R

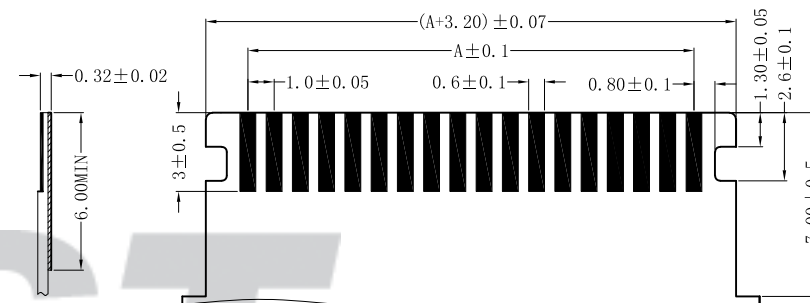
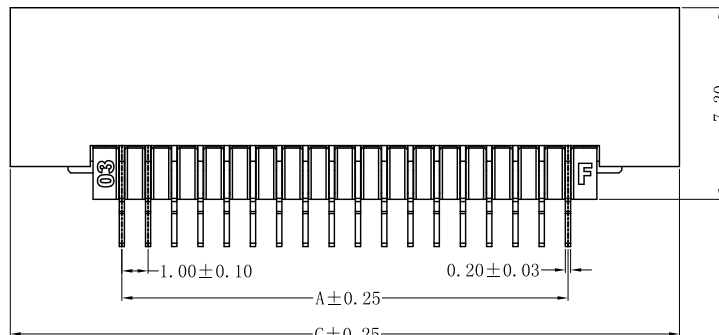
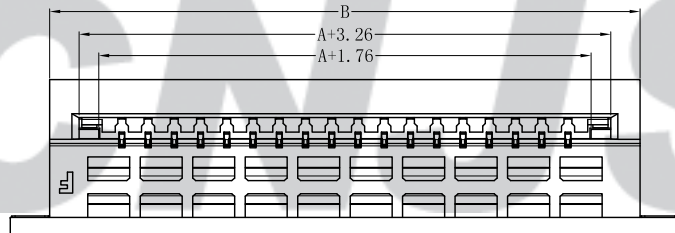
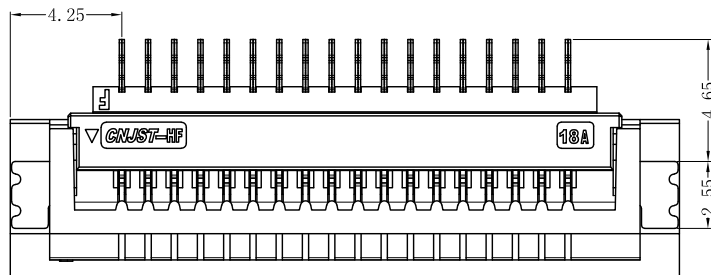
|                   |                  |            |
|-------------------|------------------|------------|
| PART No.          |                  | PACKAGING: |
| No. OF CIRCUITS:  | 06~18            | R=Reel     |
| PLASTIC MATERIAL: | F2M=LCP (Nature) | PLATING:   |
|                   |                  | B=Matte Sn |

SPECIFICATION

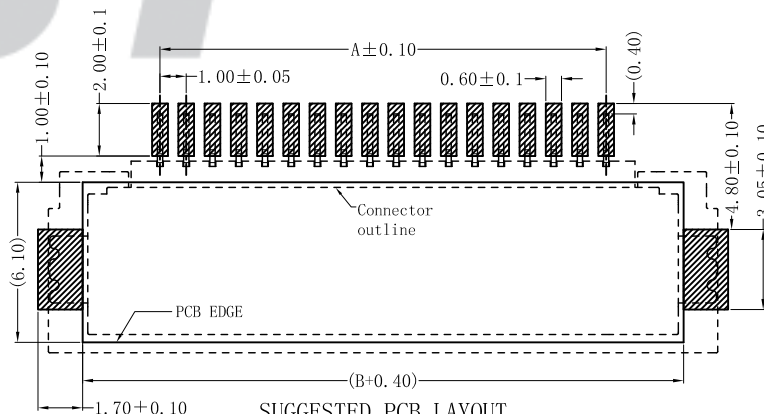
- 1 Contact resistance:  $\leq 30m\Omega$
- 2 Insulation resistance:  $\geq 100M\Omega$
- 3 Rated voltage: 125 V AC DC
- 4 Rated current: 1.0 A AC DC
- 5 Withstand Voltage: 500V AC/minute
- 6 Temperature Range:  $-25^{\circ}C \sim +85^{\circ}C$



开合状态

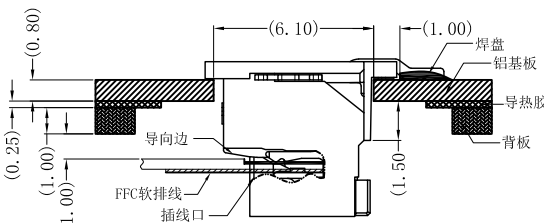


Accommodated FFC  
(COMPONENT SIDE)



SUGGESTED PCB LAYOUT  
(COMPONENT SIDE)

专利产品



上板状态

| Circuits | Dimensions (mm) |       |       |
|----------|-----------------|-------|-------|
|          | A               | B     | C     |
| 6        | 5.00            | 10.50 | 13.50 |
| 12       | 11.00           | 16.50 | 19.50 |
| 18       | 17.00           | 22.50 | 25.50 |

注: 建议客户使用我司配套的线材。

| NO. | DESCRIPTION | QTY  | MATERIAL        | PLATING/COLOR |
|-----|-------------|------|-----------------|---------------|
| ⑤   | Back cover  | 1    | LCP (UL94V-0)   | Nature        |
| ④   | Locker      | 1    | LCP (UL94V-0)   | Black         |
| ③   | Solder Tab  | 2    | Brass           | Matte Sn      |
| ②   | Contacts    | 6~18 | Phosphor Bronze | Matte Sn      |
| ①   | Insulator   | 1    | LCP (UL94V-0)   | Nature        |

|           |             |
|-----------|-------------|
| Tolerance | X.X ±0.30   |
|           | X.XX ±0.20  |
|           | X.XXX ±0.10 |
| Angle     | ±3.0°       |
| UNIT:     | mm          |

**CNJST 捷仕泰企业**

Model No.: FA1003AWR-\*\*-F2MB-R

Model Name: 1.00mm pitch 90° FFC/FPC TYPE

SCALE: FULL

REVISION: C/0

|                          |
|--------------------------|
| Drawn: 李浩然 2022.12.06    |
| Checked: 吴丹平             |
| Approved: 林旭芝            |
| DWG NO.: CNJST/GCCP-0653 |

| REV. | DATE       | DESCRIPTION | APPD. |
|------|------------|-------------|-------|
| C/0  | 2022.12.06 | 更新模板        | 李浩然   |
| B/0  | 2021.11.05 | NEW RELEASE |       |