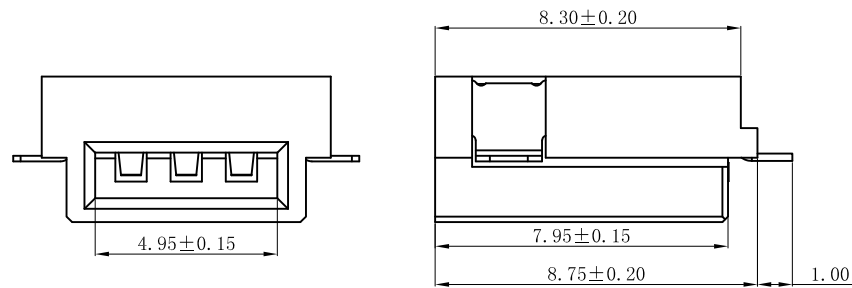


RoHS Compliant



ORDER INFORMATION:

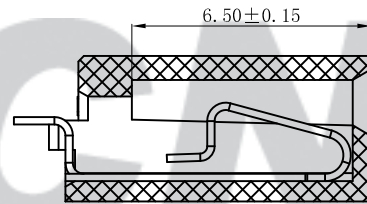
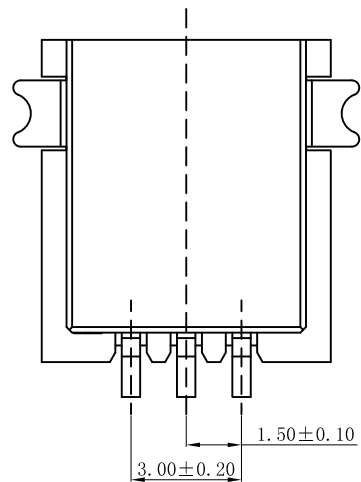
X1501AWR-03-F2MA-R

PART No. _____
 No. OF CIRCUITS: _____
 03 _____
 PLASTIC MATERIAL: _____
 F2M=LCP (NATURE) _____

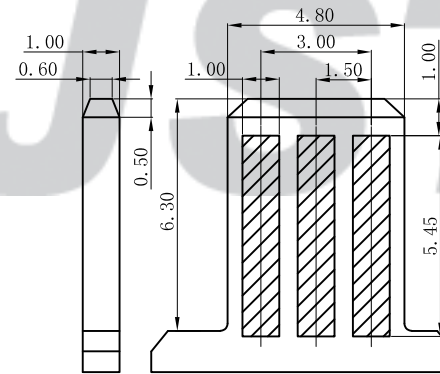
PACKAGING:
 R=REEL _____
 PLATING:
 A=Tin _____
 B=Mattn Sn _____

SPECIFICATION

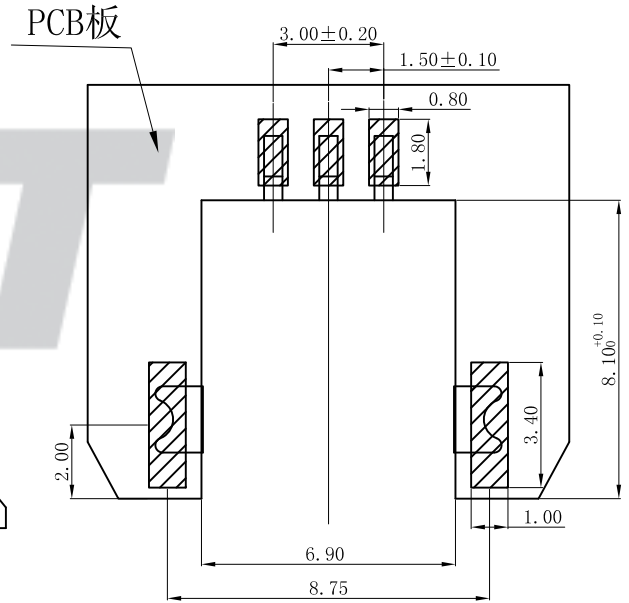
- 1 Contact resistance: $\leq 30m\Omega$
- 2 Insulation resistance: $\geq 1000M\Omega$
- 3 Rated voltage: 150 V AC DC
- 4 Rated current: 1.0 A AC DC
- 5 Withstand Voltage: 700V AC/minute
- 6 Temperature Range: $-25^{\circ}C \sim +85^{\circ}C$



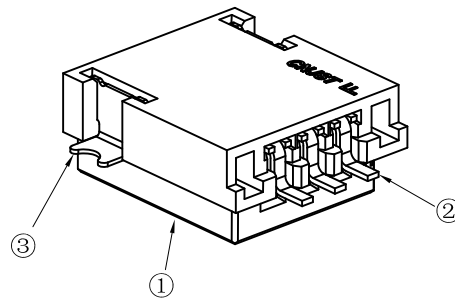
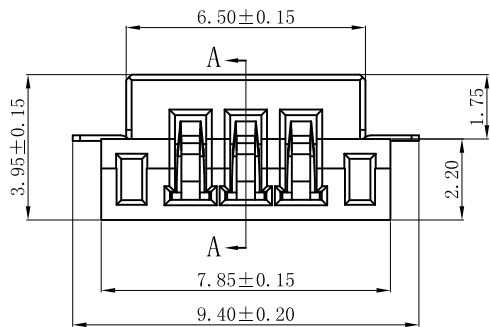
SECTION A-A



SUGGESTED BOARD LAYOUT
(COMPONENT SIDE)



SUGGESTED PCB LAYOUT
(COMPONENT SIDE)



专利产品

REV.	DATE	DESCRIPTION	APPD.	NO.	DESCRIPTION	QTY	MATERIAL	PLATING/COLOR
C/0	2023.01.03	更新模板	李浩然	③	Solder Tab	2	Brass	Tin-plated
B/0	2021.01.07	NEW RELEASE		②	Contacts	3	Phosphor Bronze	Tin-plated
				①	Insulator	1	LCP	Nature

Tolerance	X.X ±0.30
	X.XX ±0.20
	X.XXX ±0.10
Angle	±3.0°
UNIT:	mm

CNJST 捷仕泰企业

Model No.: X1501AWR-03-F2MA-R

Model Name: 1.50mm pitch 90° WAFER-SMT TYPE

SCALE: FULL

REVISION: C/0

Drawn:	李浩然 2023.01.03
Checked:	吴丹平
Approved:	林旭芝
DWG NO.:	CNJST/GCCP-0400