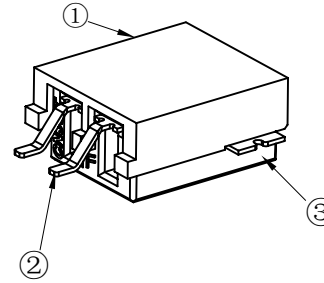
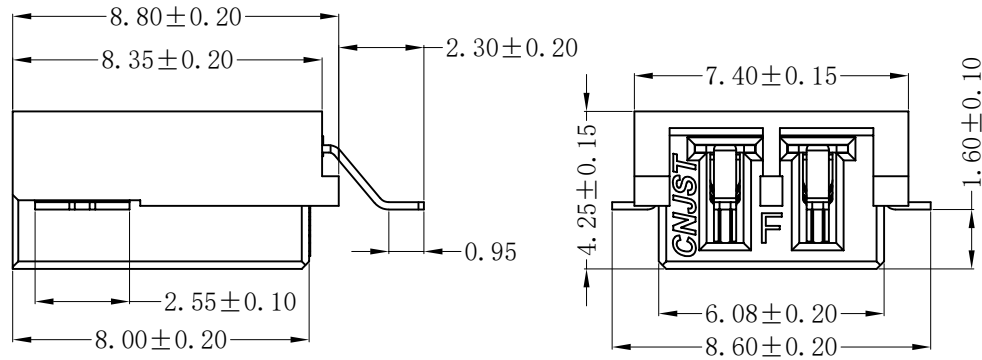


RoHS Compliant

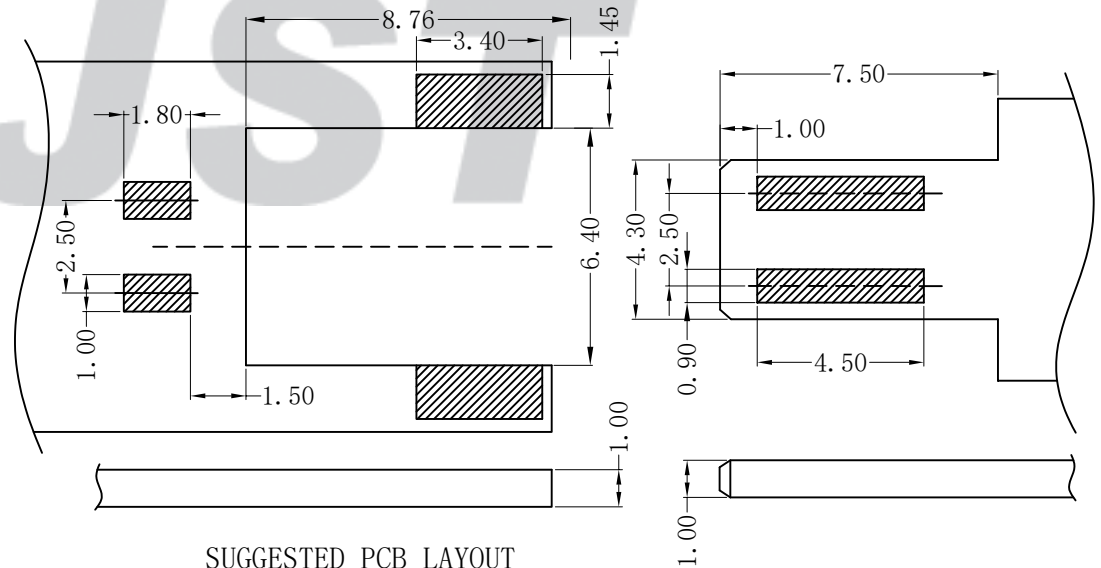
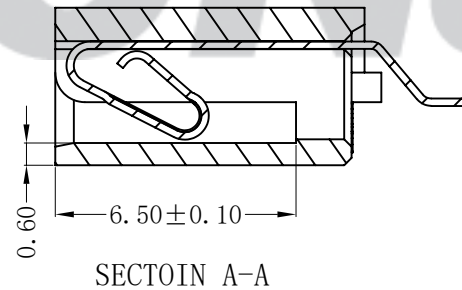
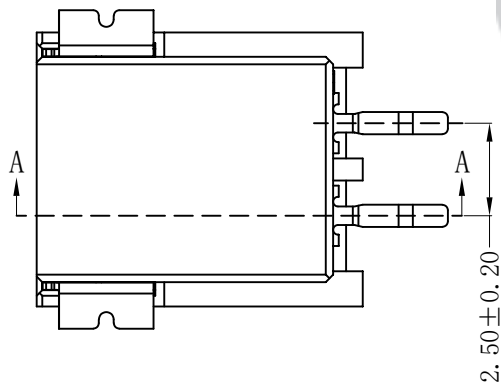


SPECIFICATION

- 1 Contact resistance:  $\leq 30m\Omega$
- 2 Insulation resistance:  $\geq 1000M\Omega$
- 3 Rated voltage: 150 V AC DC
- 4 Rated current: 1.0 A AC DC
- 5 Withstand Voltage: 1400V AC/minute
- 6 Temperature Range:  $-25^{\circ}C \sim +85^{\circ}C$

ORDER INFORMATION:

X2501AWR-02-F2MB-R-H	
PART No.	PACKAGING: R=REEL
No. OF CIRCUITS: 02	PLATING: A=Tin B=Mattn Sn
PLASTIC MATERIAL: F2M=LCP (NATURE)	



SUGGESTED PCB LAYOUT  
(COMPONENT SIDE)

专利产品

REV.	DATE	DESCRIPTION	APPD.	NO.	DESCRIPTION	QTY	MATERIAL	PLATING/COLOR	UNIT: mm	CNJST 捷仕泰企业			Drawn: 王程伟 2022. 11. 23			
				⑤					Tolerance	Model No.: X2501AWR-02-F2MB-R-H			Checked: 吴丹平			
				④				X.X ±0.30								
				③	Solder Tab	2	Brass	Mattn Sn-plated	X.XX ±0.20				Model Name: 2.50mm pitch 90° WAFER-SMT TYPE			Approved: 林旭芝
C/O	2022. 11. 23	统一标准, 模版更新	林旭芝	②	Contacts	2	Phosphor Bronze	Mattn Sn-plated	X.XXX ±0.10							
B/O	2020. 11. 30	NEW RELEASE	徐广	①	Insulator	1	LCP (UL94V-0)	Nature	Angle ±3.0°	SCALE: FULL			DWG NO. CNJST/GCCP-0376			
										REVISION: C/0						