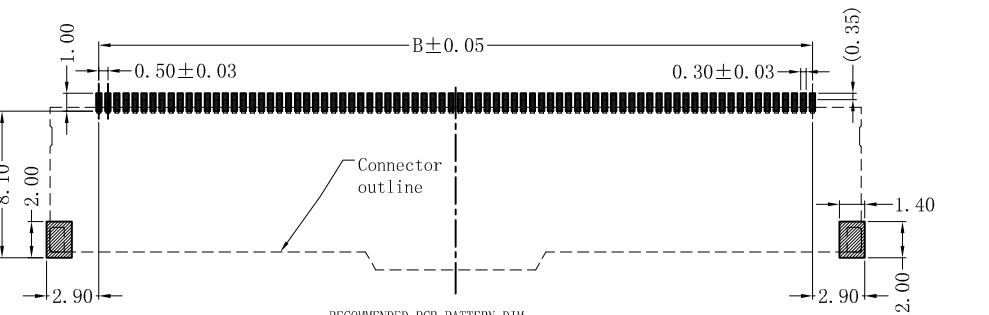
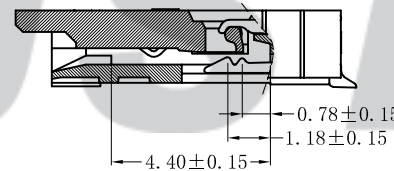
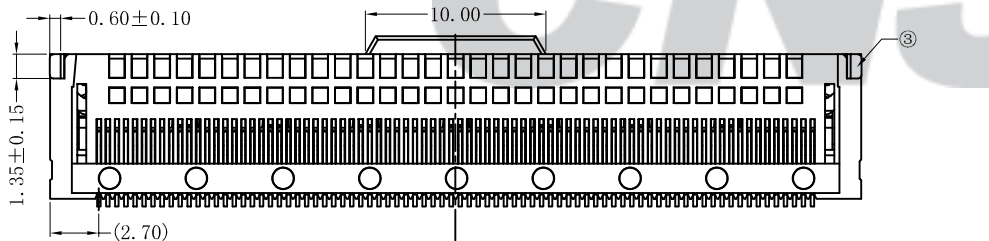
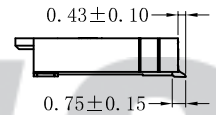
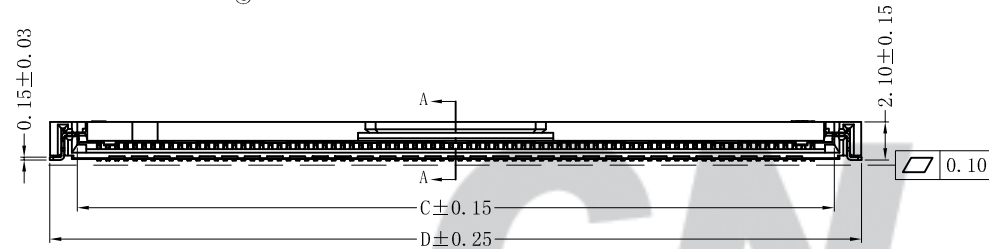
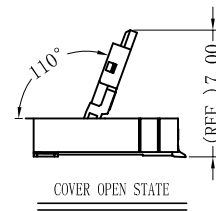
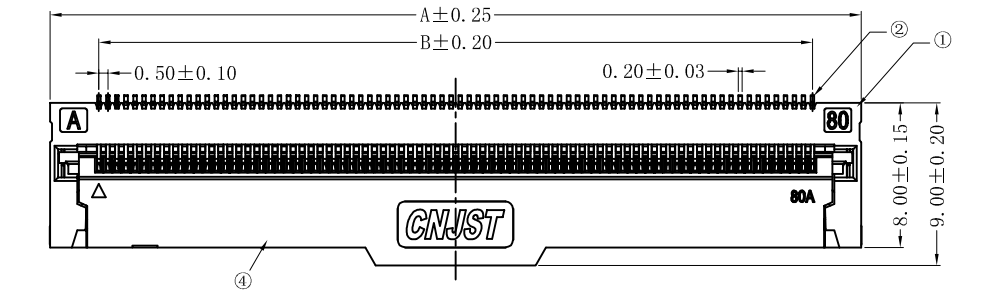
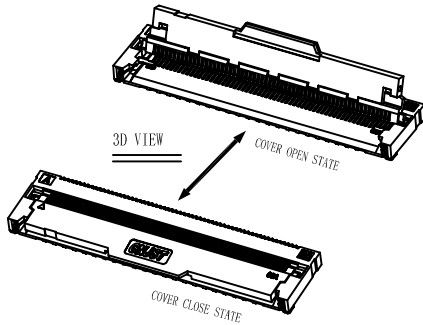


RoHS Compliant



SECTION A-A
SCALE 2:1



SPECIFICATION

- 1 Contact resistance: $\leq 30m\Omega$
- 2 Insulation resistance: $\geq 100M\Omega$
- 3 Rated voltage: 50 V AC DC
- 4 Rated current: 0.5A AC DC
- 5 Withstand Voltage: 500V AC/minute
- 6 Temperature Range: $-25^{\circ}C \sim +85^{\circ}C$

ORDER INFORMATION:

F0525AWR--F2ME-R**

PART No.:		PACKAGING:
No. OF CIRCUITS:		R=REEL
51~96		
PLASTIC MATERIAL:		PLATING:
F2M=LCP (Locker:LCP)		E=Contacts:Gold
		Solder tab:Tin

NO. of contacts	Dimensions			
	A	B	C	D
51	30.40	25.00	27.40	30.43
60	34.90	29.50	31.90	34.93
68	38.90	33.50	35.90	38.93
80	44.90	39.50	41.90	44.93
96	52.90	47.50	49.90	52.93

专利产品

TOLERANCE : ± 0.05

NO.	DESCRIPTION	QTY	MATERIAL	PLATING/COLOR
④	Locker	1	LCP (UL94V-0)	Black
③	Solder Tab	2	Phosphor Bronze	Matte Sn
②	Contacts	51~96	Phosphor Bronze	Gold
①	Insulator	1	LCP (UL94V-0)	Nature (Beige)

Tolerance	X.X ± 0.30
	X.XX ± 0.20
	X.XXX ± 0.10
	Angle $\pm 3.0^{\circ}$
UNIT:	mm

CNJST 捷仕泰企业

Model No.: F0525AWR-**-F2ME-R

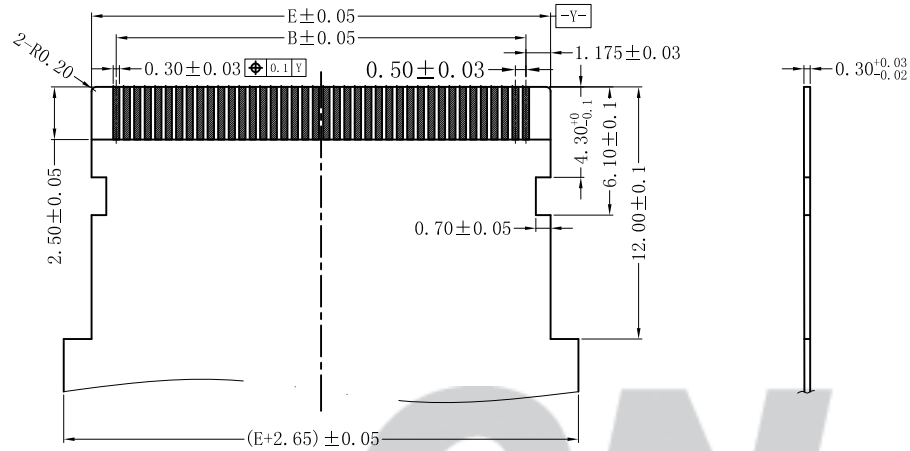
Model Name: 0.50mm pitch SMT FFC/FPC CONNECTORS

SCALE: FULL REVISION: C/0

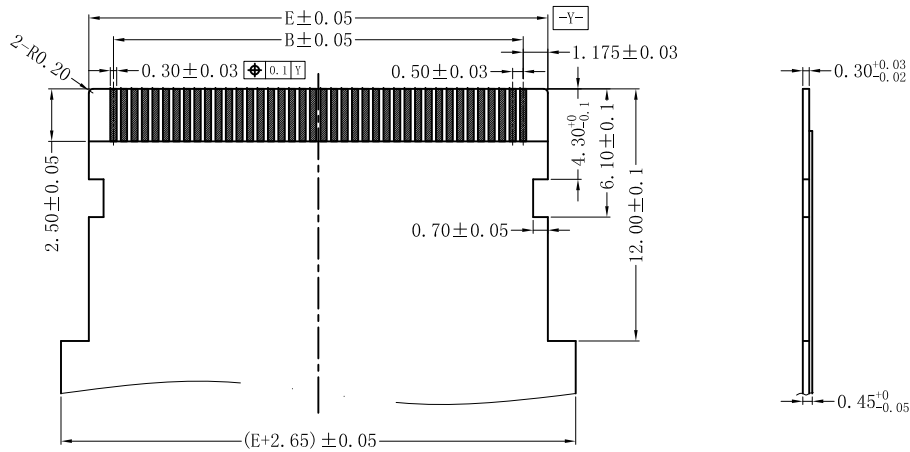
Drawn: 李浩然 2022.10.29
Checked: 吴丹平
Approved: 林旭芝
DWG NO.: CNJST/GCCP-0621

REV.	DATE	DESCRIPTION	APPD.
C/O	2022.10.29	更新模板	李浩然
B/O	2019.11.26	NEW RELEASE	

RoHS Compliant

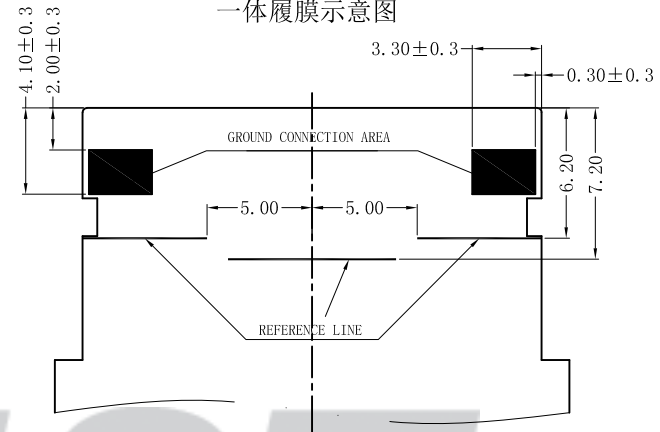


APPLICABLE FPC/FFC 1

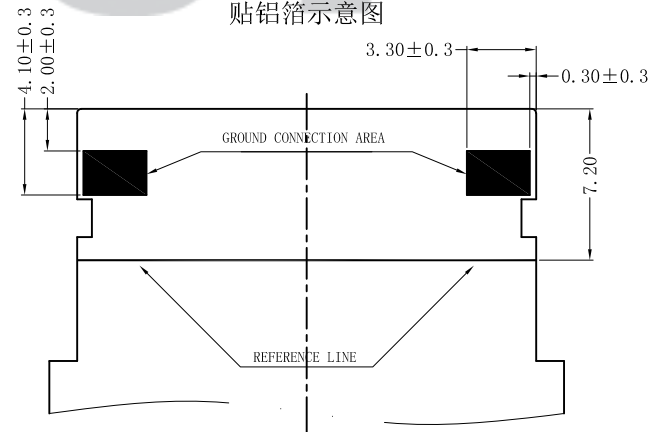


APPLICABLE FPC/FFC 2

一体覆膜示意图



贴铝箔示意图



NO. of contacts	Dimensions	
	B.	E.
51	25.00	27.35
60	29.50	31.85
68	33.50	35.85
80	39.50	41.85
96	47.50	49.85

REV.	DATE	DESCRIPTION	APPD.
C/0	2022.10.29	更新模板	李浩然
B/0	2019.11.26	NEW RELEASE	

Tolerance X.X ±0.30 X.XX ±0.20 X.XXX ±0.10 Angle ±3.0°	CNJST 捷仕泰企业		Drawn: 李浩然 2022.10.29
	Model No.: F0525AWR-**-F2ME-R		Checked: 吴丹平
UNIT: mm	Model Name: 0.50mm pitch SMT FFC/FPC CONNECTORS		Approved: 林旭芝
		SCALE: FULL	REVISION: C/0
			DWG NO.: CNJST/GCCP-0621