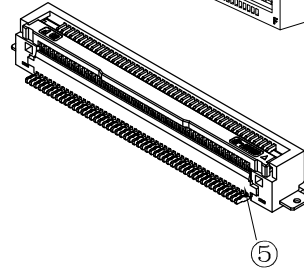
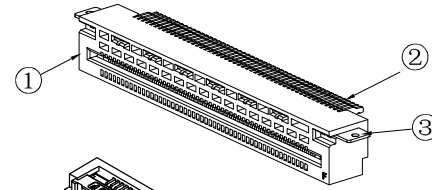
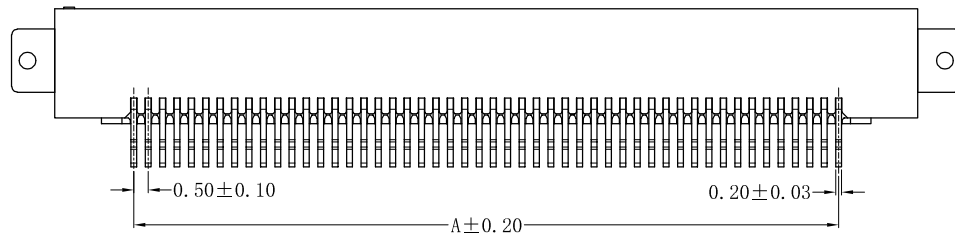
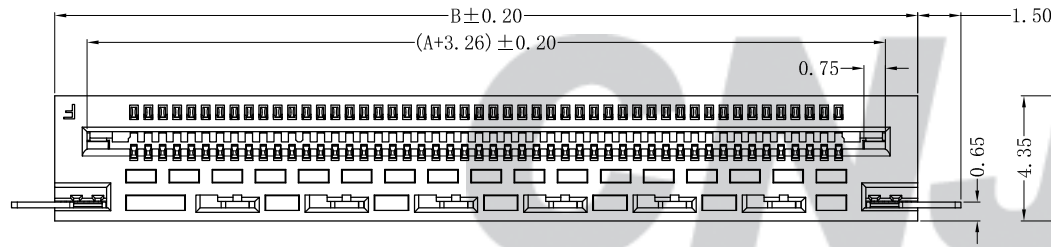
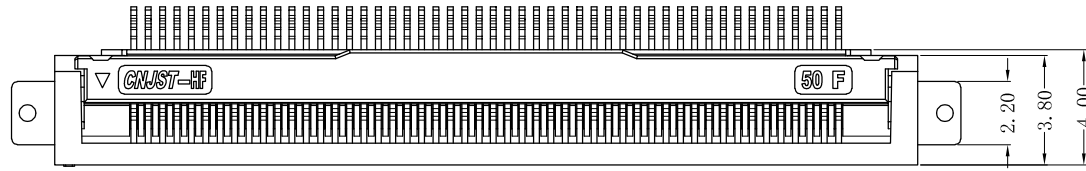
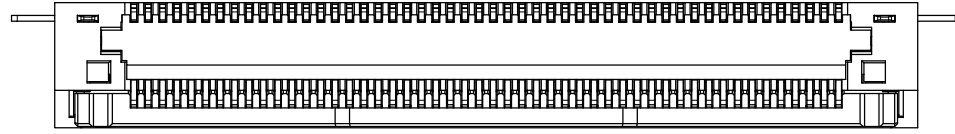


RoHS Compliant



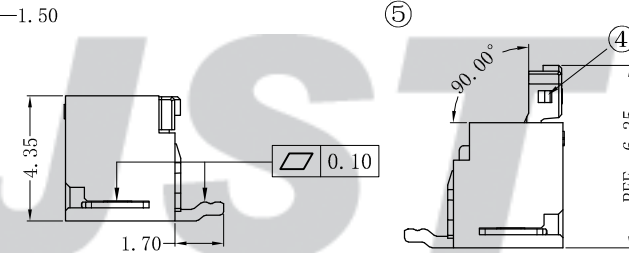
SPECIFICATION

- Contact resistance: $\leq 30m\Omega$
- Insulation resistance: $\geq 100M\Omega$
- Rated voltage: 50 V AC DC
- Rated current: 0.5 A AC DC
- Withstand Voltage: 250V AC/minute
- Temperature Range: $-25^{\circ}C \sim +85^{\circ}C$

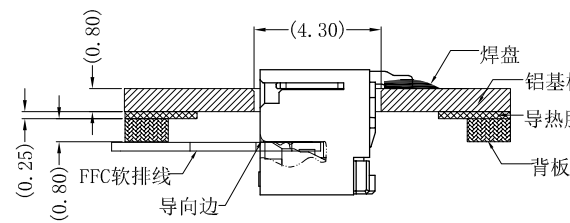
ORDER INFORMATION:

FA0501AWR-**-F2MC-R		
PART No.		
No. OF CIRCUITS:		PACKAGING:
30/40/50/51/60/68		R=Reel
PLASTIC MATERIAL:		PLATING:
F2M=LCP(Nature)		C=Gold-plated

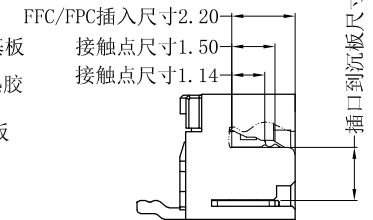
Circuits	Dimensions (mm)	
	A	B
30	14.50	20.00
40	19.50	25.00
50	24.50	30.00
51	25.00	30.50
60	29.50	35.00
68	33.50	39.00



开合状态



上板状态



*使用MINI沉板式FPC须管控铝基板沉孔框口毛刺和拉丝现象，避免接触风险，建议铝基板沉孔框口倒角。

*注：建议客户使用我司配套的线材，配套线端使用镀金工艺。

专利产品

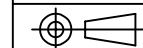
⑤	Back cover	1	LCP(UL94V-0)	Nature
④	Locker	1	LCP(UL94V-0)	Black
③	Solder Tab	2	Brass	Matte Sn
②	Contacts	30/40/50/51/60/68	Phosphor Bronze	Gold-plated
①	Insulator	1	LCP(UL94V-0)	Nature
NO.	DESCRIPTION	QTY	MATERIAL	PLATING/COLOR

Tolerance	
X.X	±0.30
X.XX	±0.20
X.XXX	±0.10
Angle	±3.0°
UNIT:	mm

CNJST 捷仕泰企业

Model No.: FA0501AWR-**-F2MC-R

Model Name: 0.50mm pitch 90° FFC/FPC TYPE



SCALE: FULL

REVISION: C/0

Drawn: 王程伟 2022.06.15

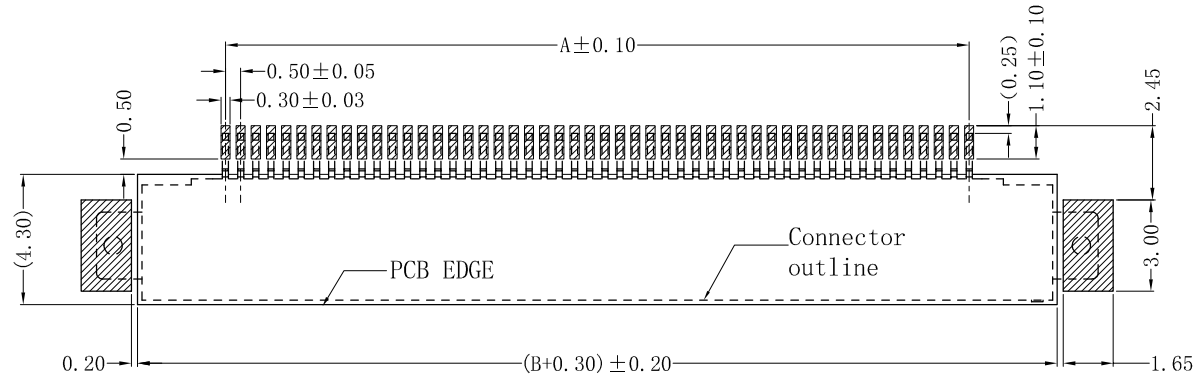
Checked: 吴丹平

Approved: 林旭芝

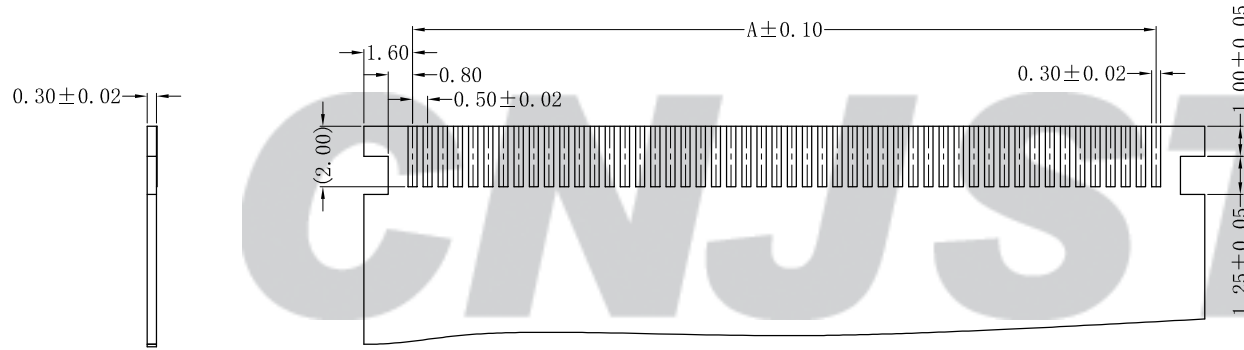
DWG NO. CNJST/GCCP-0782

C/0	2022.06.15	更新模板	王程伟
REV.	DATE	DESCRIPTION	APPD.

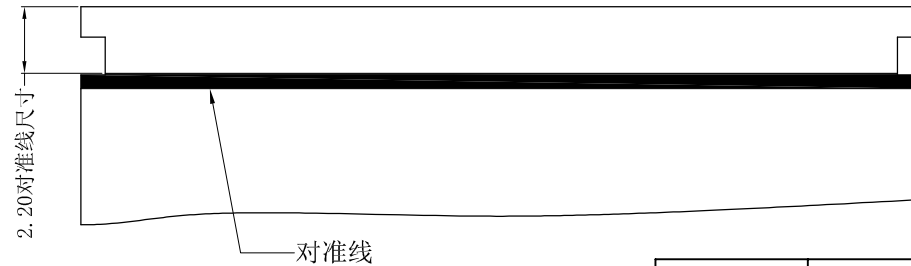
RoHS Compliant



SUGGESTED PCB LAYOUT
(COMPONENT SIDE)



Accommodated FFC
(COMPONENT SIDE)



THE BACK VIEW

Circuits	Dimensions (mm)	
	A	B
30	14.50	20.00
40	19.50	25.00
50	24.50	30.00
51	25.00	30.50
60	29.50	35.00
68	33.50	39.00

REV.	DATE	DESCRIPTION	APPD.
C/0	2022.06.15	更新模板	王程伟

Tolerance X.X ±0.30 X.XX ±0.20 X.XXX ±0.10 Angle ±3.0°	CNJST 捷仕泰企业		Drawn: 王程伟 2022.06.15
	Model No.: FA0501AWR-**-F2MC-R		Checked: 吴丹平
UNIT: mm	Model Name: 0.50mm pitch 90° FFC/FPC TYPE		Approved: 林旭芝
		SCALE: FULL	REVISION: C/0
			DWG NO. CNJST/GCCP-0782